

Artist Support Grant Application Workshop

For regions utilizing the
GO Smart online application



North
Carolina
Arts
Council

GO Smart application in Four Regions



- Region 2: Beaufort, **Dare**, Hyde, Martin, Tyrrell and Washington
- Region 4: Region 4: Granville, Vance, Franklin, Warren, Halifax and Northampton
- Region 10: Caswell, Rockingham, **Stokes**, Surry and Yadkin
- Region 16: Avery, Madison, **Mitchell and Yancey**

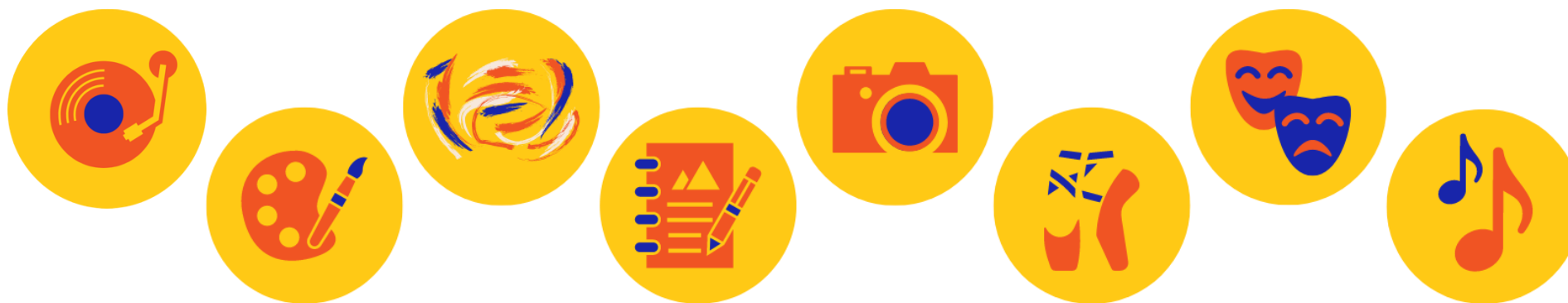
North Carolina Arts Council's Artist Support Grant



The Artist Support Grant provides direct support to individual artists for professional and artistic development, either to enhance their skills and abilities to create work, or to improve their business operations and capacity to bring the work to audiences.

Eligibility for application

Disciplines



The Artist Support Grant is intended to support a broad range of talented visual, performing, literary, and interdisciplinary artists.

Emerging and established artists



Eligible candidates may be either emerging or established artists. Applicants should demonstrate a commitment to spending a significant portion of their time on their work as artists.

Individuals and groups



Individuals and Artist Collectives

Both individual artists and small, unincorporated groups of collaborating artists are eligible to apply.

All members of a collaborating team must be North Carolina residents, live in the region where they are applying, and meet the other eligibility requirements. Résumés documenting residence from all team members should be included with the application.

Residency



Artists should have lived in the region where they are applying continuously for at least one year prior to the consortium's application deadline. An applicant must be at least 18 years old and either a U.S. citizen or a lawful permanent resident. Proof of residence and status may be required by the consortium. Artists who live in more than one region should apply only where they spend the majority of the year.

Who are NOT eligible



- **Multiple awards**

Artists who are sole proprietors of organizations that have already received funding for FY 2025-2026 from the N.C. Arts Council are ineligible to apply.

- **Conflict of interest**

Current board and staff members of the participating partner organizations and their family members are not eligible to apply for the award.

- **Students**

The Artist Support Grant is intended for adult, non-student artists. Artists enrolled full-time in undergraduate or associate degree-granting programs may not apply for the grant.

Evaluation criteria

Artistic merit



- Demonstrated talent in an art form and overall excellence of the artist's work
- Clear commitment to a career as a practicing professional artist

Project Merit



- Benefit of the proposed project to the artist's professional growth
- Feasibility of the proposed project

Scope of funding

What the grant will fund

Completion or presentation of a new work



Cost of resources necessary to complete or present a significant new work.

Examples include:

- Purchasing art supplies
- Equipment
- Space rental

Career promotion



Projects aimed at advertising artists' work and/or demonstrating their skill level.

Examples include:

- Websites
- Portfolios
- Audio-visual documentation
- Online presentation

Training



Costs to attend a class or workshop (in-person or virtual) aimed at either enhancing the artists' skill level or professional development.

- Such as attending a master class or workshop taught by acknowledged authorities in their medium.

Travel



Costs of transportation, lodging, and food for training, professional conferences, or research.

Artists fees



Up to **50%** of grant amount may be used towards artist fees!

What the grant will NOT fund



- Scholarships for undergraduate- or graduate-level education
- Projects that support or oppose a particular candidate for public office
- Projects that are exclusive to members of a particular religious faith group
- Non-profit initiatives
- Projects that do not have a direct effect on the applicant's growth as an artist
 - e.g., the promotion of other artists' work

Application

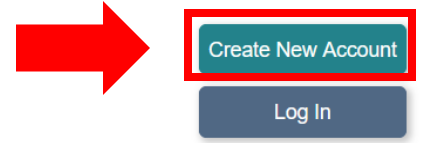
Getting started

How to apply



- Deadlines and contact for each region can be found on the N.C Arts Council's website:
ncarts.org/artist-support-grants
- Grant application portal
ncarts.gosmart.org
- GO Smart grant portal tutorial videos
bit.ly/GOSmartTutorials

GO Smart grant portal



[Home](#) [Additional Resources](#) ▾

Welcome to GO Smart, the online grants management system for the North Carolina Arts Council.

Browsers: GO Smart works best with the most recent versions of Google Chrome, Safari, or Mozilla Firefox.

Please remember to SAVE regularly to avoid losing your data.

Click the Log In button if you already have an account. If you have already logged in, click on Grant Applications & Forms above.

Go to the GO Smart grant portal at <https://ncarts.gosmart.org/> If you do not have an account, create a new one by selecting **Create New Account**.

Edit profile



Edit Profile

* Please choose the type of profile you are creating: Individual Organization

Primary Contact Information

Salutation

* First Name

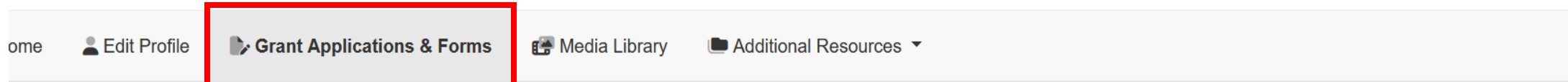
Middle Initial

* Last Name

Title

Click on the **Edit Profile** header near the top of the page to access and complete your applicant profile.

Grant Applications and Forms



Grant Applications & Forms

[? Add invite-only password](#)

Artist Support Grant 2025-26

Artist Support Grant 2025-26

Program Description:

This program provides the opportunity for regional consortia of local arts councils to award project grants to artists in their regions. These grants support professional artists in any discipline and at any stage in their careers to pursue projects that further their artistic and professional development.

Click on the **Grant Applications & Forms** header and scroll the available grants to locate the **Artist Support Grant 2025-26** grant.

Begin FY 2025-26 Application

Artist Support Grant 2025-26


Artist Support Grant 2025-26

Program Description:

This program provides the opportunity for regional consortia of local arts councils to award project grants to artists in their regions. These grants support professional artists in any discipline and at any stage in their careers to pursue projects that further their artistic and professional development.

Program Message:

This application is specific to certain regions. Please check with your [local arts council](#) to verify they are accepting applications through GO Smart.

	Actions	View
	▶ START 	PDF Preview

Application form – basic information

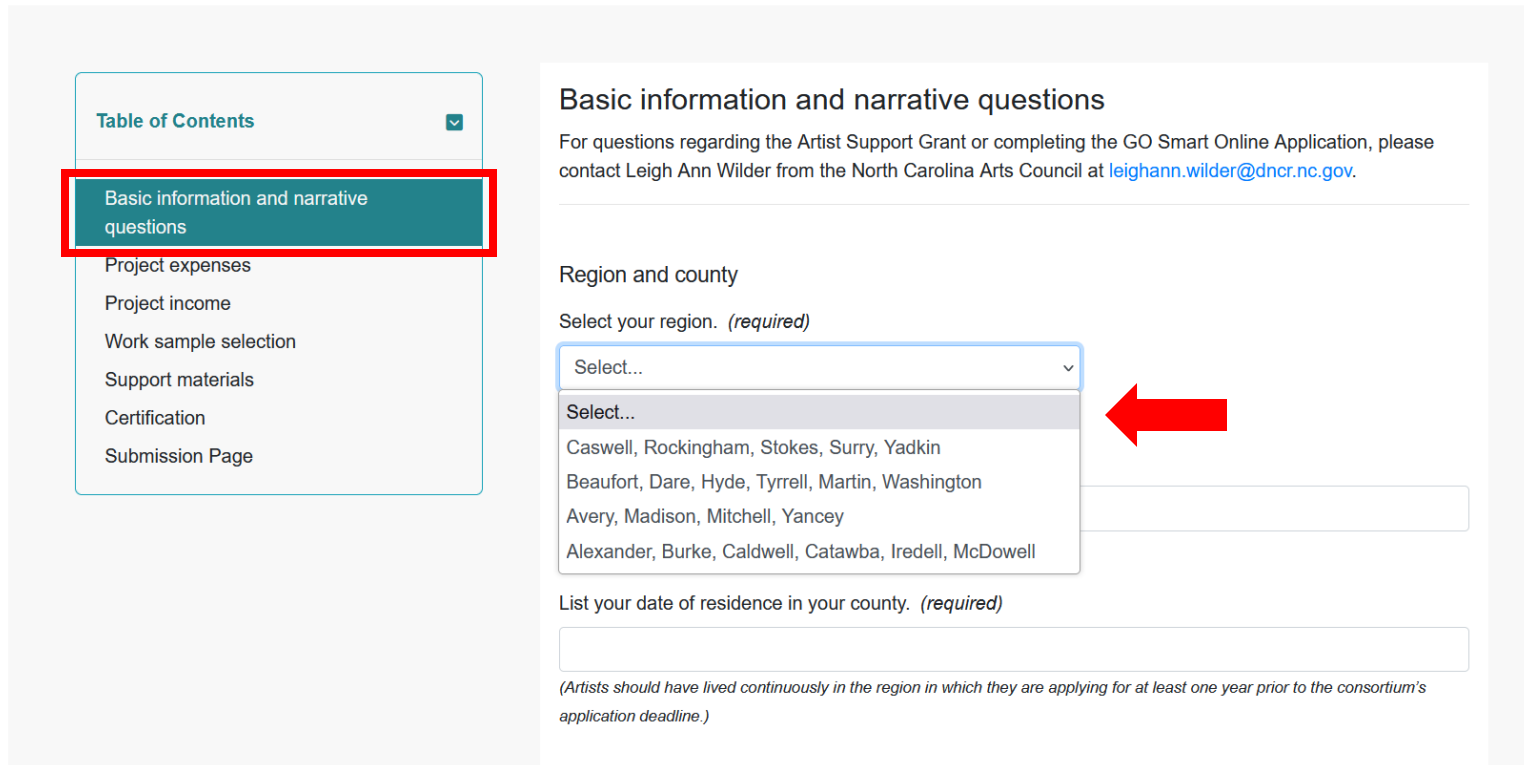



Table of Contents 


- Basic information and narrative questions**
- Project expenses
- Project income
- Work sample selection
- Support materials
- Certification
- Submission Page

Basic information and narrative questions

For questions regarding the Artist Support Grant or completing the GO Smart Online Application, please contact Leigh Ann Wilder from the North Carolina Arts Council at leighann.wilder@dnr.nc.gov.

Region and county

Select your region. *(required)*

Select... 

- Select...
- Caswell, Rockingham, Stokes, Surry, Yadkin
- Beaufort, Dare, Hyde, Tyrrell, Martin, Washington
- Avery, Madison, Mitchell, Yancey
- Alexander, Burke, Caldwell, Catawba, Iredell, McDowell

List your date of residence in your county. *(required)*

(Artists should have lived continuously in the region in which they are applying for at least one year prior to the consortium's application deadline.)

On the **Basic information and narrative questions** page of the application, use the dropdown menu to select your region.

Application form – basic information

Discipline

1. Please select the discipline that best describes your work. *(required)*

✓ Select...

Craft

Dance

Literature

Media Art

Music

Theater

Traditional Art

Visual Art

Other



...site. If you do not have a website, please link to a social
...your work, if applicable.

...out of 100

Use the dropdown menu to select your art discipline.

Application

Project narrative

Project Narrative

4. Your Project Narrative should explain your proposed project and how it will have an impact on your career as an artist. Include your artist statement and project description:

- Describe your project and the proposed use of funds.
- Explain what this project will enable you to do that you are unable to do now.
- Summarize how this project will advance your career or development as an artist.(required) *(required)*

(It is recommended to write your response in Word or a similar program and then paste into this field. This is to ensure your narrative is not accidentally deleted.)

Character Count: 0 out of 5000

Grant Amount Requested

Grant amounts vary by region. Please check your region's specific range to ensure your request is within the limits. Regional details may be found [here](#). *(required)*

Proposed Project Period

Projects may take place from January 1, 2025 to December 31, 2025. *(required)*

Your Project Narrative should explain your proposed project and how it will have an impact on your career as an artist:

- Describe your project and the proposed use of funds.
- Explain what this project will enable you to do that you are unable to do now.
- Summarize how this project will advance your career or development as an artist.

Project Narrative

4. Your Project Narrative should explain your proposed project and how it will have an impact on your career as an artist. Include your artist statement and project description:

- Describe your project and the proposed use of funds.
- Explain what this project will enable you to do that you are unable to do now.
- Summarize how this project will advance your career or development as an artist.(required) (required)

(It is recommended to write your response in Word or a similar program and then paste into this field. This is to ensure your narrative is not accidentally deleted.)

Character Count: 0 out of 5000

Grant Amount Requested

Grant amounts vary by region. Please check your region's specific range to ensure your request is within the limits. Regional details may be found [here](#). (required)

Proposed Project Period

Projects may take place from January 1, 2025 to December 31, 2025. (required)

Your proposal needs to be:

Feasible

Don't propose a project that seems beyond your capacity either in terms of cost, access, or other factors.

A logical step for you

It should make sense why the workshop tuition, computer, brochure, or new studio you want would be relevant and helpful to you at this point in your career.

The more specific you can be the better.

Project narrative – general rule of thumb (1/2)



- Use simple, declarative sentences in active voice—and get to the point. Observe the space or page limits.
 - Say what you need to say as efficiently as possible.
- Who, what, when, where, why, and how.
 - If you find, after you've answered the application queries, that you haven't addressed one or more of the questions, you might want to revisit your responses.

Project narrative – general rule of thumb (2/2)



- The narrative is not an artist statement.
 - Keep your answers focused on the practical needs and outcomes of your project.
- Ask someone unconnected to the arts to read your application. Their perspective can be valuable in identifying aspects that are unclear or unpersuasive.

Application

Project budget

Project expenses

- Table of Contents
- Basic information and narrative questions
- Project expenses**
- Project income
- Work sample selection
- Support materials
- Certification
- Submission Page

Project expenses

Provide your project expenses, describing what will be paid for using your grant award, and what will be paid for with supplemental funding*. Grant expenses must be cash, but matching funds may include in-kind costs.

*You may apply for the full amount of your project, provided it is within funding range for the grant. If additional funds will be necessary to complete the project, indicate the amount and anticipated source on the income table.

*An itemized budget, itemized store receipts, and copies of cancelled checks or credit card receipts are mandatory when submitting your Final Report, so be sure to keep all payment records.

	N.C. Arts Council Artist Support Grant		Supplemental Funds		Total
Description					
<input type="text"/>	<input type="text"/>	+	<input type="text"/>	=	<input type="text" value="0"/>
<input type="text"/>	<input type="text"/>	+	<input type="text"/>	=	<input type="text" value="0"/>
<input type="text"/>	<input type="text"/>	+	<input type="text"/>	=	<input type="text" value="0"/>
<input type="text"/>	<input type="text"/>	+	<input type="text"/>	=	<input type="text" value="0"/>
<input type="text"/>	<input type="text"/>	+	<input type="text"/>	=	<input type="text" value="0"/>
Subtotals:	<input type="text" value="0"/>	+	<input type="text" value="0"/>	=	<input type="text" value="0"/>

Project budget tips (1/3)

Provide detail

More detail is better. You can see the difference in the detailed budget on the right:

Example 1

Travel: \$600



Example 2

Mileage (200 mi. @ \$0.535):	\$107
Lodging (4 nights @ \$85):	\$340
Meals (5 days @ \$35):	\$175
Total:	\$622

Project budget tips (2/3)



- Provide supporting documentation
 - Getting an estimate from the provider(s) to support the numbers will result in a stronger application.
 - For most equipment, airfares, and materials costs, prices can be found online. For professional services, you may need to request an estimate.
 - Always provide documentation for class, workshop, or conference registration costs.
 - If studying with a specific teacher is part of your proposal, say why and provide documentation of the teacher's credibility.

Project budget tips (3/3)



- You are not required to spend your own money!
 - If applicable, show other sources of income.
 - If you are pursuing or have secured donations from others, especially for more ambitious projects, include that information, as well.
 - Just leave enough room on the expected income side of your budget to make it clear that you do need the grant.

Application

Work samples

Work sample selection



- Be selective about what you include.
Choose samples that you consider to be:
 - Strong and recent representations of the quality of your work.
 - Cohesive and relevant to the project you have proposed.

Work sample descriptions and labeling



- An inventory list should accompany the work samples provided.
- The basic information is specific to each discipline. This will be explained in further detail on the next slides.

Dance and performing arts work samples



Documentation of up to three recorded performances. Videos uploaded may not exceed a total time of ten minutes.



Description

In the inventory list for work samples, include the date and location of performance, title of piece, names and roles of key people, including directors, choreographers, lead performers/actors, etc. A short summary may also be included.

Music work samples



Documentation of up to three recorded performances. Audio or video uploaded may not exceed a total time of ten minutes.

Description

In the inventory list for work samples, include date and location of performance, title of piece, names and roles of key people, including music directors, musician, etc. A short summary may also be included.

Composers and songwriters should also submit scores, lyrics, and/or lead sheets, as appropriate.

Writing work samples



- Fiction, creative nonfiction, and playwrights may submit no more than 12 pages each of one to two manuscripts.
 - Poets may submit five to seven poems.
 - Playwrights may also submit documentation of a recorded performance or staged reading of their plays (videos, clip not to exceed five minutes.)

Visual art and craft work samples



Up to 15 images of your work.

- Images must be high quality – not blurry or pixelated.

Description

In the inventory list, include the title, date of completion, medium, and dimensions.

Film work samples



Documentation of one or more completed films.

- Video clips not to exceed five minutes.



Description

In the inventory list, include date of filming, title of piece, names and roles of key people, including directors, lead performers/actors, etc. A short summary may also be included.

Things to note for audio and video work samples



- Due to file sizes, **YouTube** and **Vimeo** links are preferred for video.
- Please indicate if the work sample is professionally mastered.
- Do not upload MP4 files directly to the application.

Work samples



Must be of your work only!

Work must be completed within the past three years.

Application

Support materials

Support materials

Table of Contents

Basic information and narrative questions

Project expenses

Project income

Work sample selection

Support materials

Certification

Submission Page

Support materials

Please upload files as PDFs (not .doc files) and name files with your last name followed by the type of document - for example: smith_resume.pdf, smith_artist_statement.pdf, smith_inventory.pdf.

Use additional upload slots to upload documents that serve as support material for your proposal such as letters of reference or marketing materials (optional). You may also submit digital copies of reviews, programs, catalogs, and other support materials relevant to the project. (Physical materials may be submitted if digital is not an option.)

Letters of Recommendation are optional.

Include an inventory list of work samples

Upload Inventory List of Work Samples. *(required)*

No file uploaded.

upload file

Attach an artist statement that describes your work and the key ideas, goals, or cultural practices that drive you to create. (one typed page) *(required)*

No file uploaded.

upload file

Support materials – résumés or bios (1/2)



Artist résumés

Focus on your activities as an artist, including exhibitions, performances, readings, screenings, commissions, collections that have acquired your work, publishing history, residencies, articles and reviews of your work, workshops taught or taken, lectures, panels, education, employment, awards, etc.

Abbreviated

A suggested length is two-to-four pages.

Support materials – résumés or bios (2/2)



If you have limited experience as an artist, foreground your existing artistic achievements in your resume and condense your other work and experience into broad background information.

Use this situation to make the case that the grant is especially important towards making a meaningful step forward in your artistic career.

Letters of Recommendation



- Letters of recommendation are optional and should always be the least important part of your proposal.
- Have qualified references who can speak specifically and enthusiastically about your abilities as an artist.
- Consider the following in choosing references:
 - First-hand knowledge of your work as an artist
 - Professional credentials (this is not a personal recommendation)
 - How recent is the reference's encounter with your work?

Final steps

Submitting the application

Certify and submit

Table of Contents

Basic information and narrative questions

Project expenses

Project income

Work sample selection

Support materials

Certification

Submission Page

Certification

By checking the box below, I certify that I am at least 18 years old and I am a U.S. citizen or holder of permanent resident alien status. I also certify that I have been a continuous resident of North Carolina for at least the year immediately prior to this application, will remain a North Carolina resident during the grant period and be physically present in the state for the majority of the grant period. I am not currently enrolled and will not be enrolled in an academic or degree-granting program during the grant period. The information contained in this form is true and accurate to the best of my knowledge.

(required)

Save Work

Previous

 View PDF

Save and Next

Review

Application checklist

Application checklist (1/2)



Application profile

Narrative

Artist résumé

Attach an artist résumé that includes education, employment, public presentations of your work, publications, commissions, honors, grant or fellowship awards, and relevant experience. (four pages maximum)

Application checklist (2/2)



- Budget support**

Provide support information for your budget, i.e. cost of materials, price quote on services, etc.

- Support materials**

You may submit reviews, programs, catalogs, and other support materials relevant to the project.

- Work samples and inventory list**

Grantee requirements

If you receive a grant

If you receive a grant



- You will enter into a contractual agreement with the lead arts council for your region.
- Any promotional and marketing materials for the proposed project must include the N.C. Arts Council logo and credit line.
- Funds must be spent by **June 30, 2026**.
- Projects must be completed before **December 31, 2026**.

Questions?

If you need help with your application or have specific questions, contact:
Leigh Ann Wilder, Senior Program Director, Creative Economies, N.C. Arts Council
Leighann.wilder@dncr.nc.gov



North Carolina Arts Council
www.NCArts.org



@NCArts



@NCArtsCouncil



@NCArts



@NCArtsCouncil